

# Ethnicity (sq6)

File: Street Children

## Overview










---

Type: Discrete Valid cases: 2273  
Format: numeric Invalid: 41  
Width: 8  
Decimals: 0  
Range: 1-9  
Invalid: 99

### DEFINITION

To which ethnic group do you belong?

### CATEGORIES

Value	Category	Cases	
1	Akan	733	 32.2%
2	Ga-Adangbe	111	 4.9%
3	Ewe	106	 4.7%
4	Guan	44	 1.9%
5	Gurma	124	 5.5%
6	Mole-Dagbani	913	 40.2%
7	Grusi	181	 8.0%
8	Mande	9	 0.4%
9	Others	52	 2.3%
99	Not Applicable	41	

Warning: these figures indicate the number of cases found in the data file. They cannot be interpreted as summary statistics of the population of interest.