

Highest Educational Level (sq14)

File: Street Children







Overview

Type: Discrete Valid cases: 2304
Format: numeric Invalid: 10
Width: 8
Decimals: 0
Range: 0-5
Invalid: 98, 99

DEFINITION

Given the chance would you go to school?

CATEGORIES

Value	Category	Cases	
0	No Education	1056	 45.8%
1	Pre-school	56	 2.4%
2	Primary	795	 34.5%
3	Junior Secondary School	376	 16.3%
4	Senior Secondary School	18	 0.8%
5	Voational/Technical/Commercial	3	 0.1%
98	No Response	10	
99	Not Applicable	0	

Warning: these figures indicate the number of cases found in the data file. They cannot be interpreted as summary statistics of the population of interest.