

Highest Educational Grade Completed (sq15)

File: Street Children








Overview

Type: Discrete Valid cases: 1244
Format: numeric Invalid: 1070
Width: 8
Decimals: 0
Range: 0-6
Invalid: 98, 99

DEFINITION

Given the chance would you go to school?

CATEGORIES

Value	Category	Cases	
0	125	 10.0%	
1	200	 16.1%	
2	222	 17.8%	
3	331	 26.6%	
4	135	 10.9%	
5	138	 11.1%	
6	93	 7.5%	
98	No Response	14	
99	Not Aplicable	1056	

Warning: these figures indicate the number of cases found in the data file. They cannot be interpreted as summary statistics of the population of interest.