

Training Received (sq19)

File: Street Children
















Overview

Type: Discrete Valid cases: 2314
Format: numeric Invalid: 0
Width: 8
Decimals: 0
Range: 1-99

DEFINITION

What training have you received?

CATEGORIES

Value	Category	Cases	
1	None	2085	 90.1%
2	Carpentry	36	 1.6%
3	Masonry	24	 1.0%
4	Fitting/Mechanic	32	 1.4%
5	Tailoring/Dressmaking	19	 0.8%
6	Driving	27	 1.2%
7	Blacksmithing/Goldsmithing	4	 0.2%
8	Electrical	9	 0.4%
9	Draughtsmanship	0	 0.0%
10	Hairdressing	16	 0.7%
11	Bakery/Catering	7	 0.3%
12	Textiles/Weaving	14	 0.6%
13	Other	41	 1.8%
98	No Response	0	 0.0%
99	Not Applicable	0	 0.0%

Warning: these figures indicate the number of cases found in the data file. They cannot be interpreted as summary statistics of the population of interest.