

How Income Is Spent (sq48)

File: Street Children





Overview

Type: Discrete Valid cases: 1947
Format: numeric Invalid: 367
Width: 8
Decimals: 0
Range: 1-4
Invalid: 98, 99

DEFINITION

How do you spend your income?

CATEGORIES

| Value | Category | Cases | |
|-------|-------------------------------------|-------|--------------------------------------------------------------------------------------------|
| 1 | Give all to parents/guardian | 72 |  3.7% |
| 2 | Give part of it to parents/guardian | 383 |  19.7% |
| 3 | Spend as I wish | 1436 |  73.8% |
| 4 | Other | 56 |  2.9% |
| 98 | No Response | 43 | |
| 99 | Not Applicable | 324 | |

Warning: these figures indicate the number of cases found in the data file. They cannot be interpreted as summary statistics of the population of interest.