

# Frequency of Injuries/Illness (sq50)

File: Street Children

## Overview




---

Type: Discrete    Valid cases: 1053  
Format: numeric   Invalid: 1261  
Width: 8  
Decimals: 0  
Range: 1-3  
Invalid: 98, 99

### DEFINITION

How often did you suffer injuries/illness?

### CATEGORIES

Value	Category	Cases	
1	Frequently	137	 13.0%
2	Ocasionally	697	 66.2%
3	Seldom	219	 20.8%
98	No Response	2	
99	Not Applicable	1249	
Sysmiss	10		

Warning: these figures indicate the number of cases found in the data file. They cannot be interpreted as summary statistics of the population of interest.