







Weekly Earnings (earnings)

File: Street Children

Overview

Type: Discrete Valid cases: 1933
Format: numeric Invalid: 381
Width: 8
Decimals: 0
Range: 1-8
Invalid: 98, 99

CATEGORIES

| Value | Category | Cases | |
|-------|-----------------|-------|---|
| 1 | 0 - 5000 | 165 |  8.5% |
| 2 | 6000 - 10000 | 262 |  13.6% |
| 3 | 11000 - 20000 | 587 |  30.4% |
| 4 | 21000 - 30000 | 374 |  19.3% |
| 5 | 31000 - 50000 | 328 |  17.0% |
| 6 | 51000 - 100000 | 202 |  10.5% |
| 7 | 101000 - 200000 | 8 | 0.4% |
| 8 | 201000 - 500000 | 7 | 0.4% |
| 98 | No Response | 68 | |
| 99 | Not Applicable | 313 | |

Warning: these figures indicate the number of cases found in the data file. They cannot be interpreted as summary statistics of the population of interest.