

Relationship with employer (aq22)

File: Child

Overview

Type: Discrete Valid cases: 193
Format: numeric Invalid: 16841
Width: 8
Decimals: 0
Range: 1-4
Invalid: 98, 99

Questions and instructions





UNIVERSE

All household members 5-17 years old

LITERAL QUESTION

If (NAME) is working for someone, how is his/her relationship with the employer?

CATEGORIES

Value	Category	Cases	
1	Good	158	 81.9%
2	Bad	9	 4.7%
3	Indifferent	8	 4.1%
4	Dont know	18	 9.3%
98	Missing response	5	
99	Not applicable	16836	

Warning: these figures indicate the number of cases found in the data file. They cannot be interpreted as summary statistics of the population of interest.