

Second Industry of Injury/Illness (bq83b)

File: Child

Overview

Type: Discrete Valid cases: 145
Format: numeric Invalid: 16889
Width: 8
Decimals: 0
Range: 1-80
Invalid: -98, -99

Questions and instructions

















UNIVERSE

children 5-17

LITERAL QUESTION

For those who were injured at the work place (i.e. B8.1 = 4) what were the two major activities or industries in which you were injured/hurt or from which you suffered illness/injury?

CATEGORIES

Value	Category	Cases	
1	103	 71.0%	
2	9	 6.2%	
3	5	 3.4%	
5	4	 2.8%	
8	1	 0.7%	
15	3	 2.1%	
18	3	 2.1%	
20	6	 4.1%	
34	1	 0.7%	
45	1	 0.7%	
53	3	 2.1%	
55	1	 0.7%	
61	1	 0.7%	
63	1	 0.7%	
64	2	 1.4%	
80	1	 0.7%	
-99	Not Applicable	16889	
-98	Missing Response	0	

Warning: these figures indicate the number of cases found in the data file. They cannot be interpreted as summary statistics of the

population of interest.