

Religious affiliation (pq6)

File: Household

Overview

Type: Discrete Valid cases: 47950

Format: numeric Invalid: 0

Width: 8

Decimals: 0

Range: 1-8

Questions and instructions







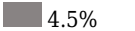
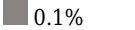
UNIVERSE

All household members

LITERAL QUESTION

What is (NAME's) religious affiliation?

CATEGORIES

Value	Category	Cases	
1	Catholic	7462	 15.6%
2	Protestant	8558	 17.8%
3	Pentecostal	11102	 23.2%
4	Other christian	5059	 10.6%
5	Islam	9732	 20.3%
6	Traditional	3857	 8.0%
7	No religion	2136	 4.5%
8	Other	44	 0.1%

Warning: these figures indicate the number of cases found in the data file. They cannot be interpreted as summary statistics of the population of interest.