

Main reason for moving (h12)

File: Household Characteristics

Overview

Type: Discrete Valid cases: 1663
Format: numeric Invalid: 5122
Width: 8
Decimals: 0
Range: 1-5
Invalid: 98, 99

Questions and instructions






UNIVERSE

All household members

LITERAL QUESTION

What was the main reason for coming or changing to the present place of residence?

CATEGORIES

| Value | Category | Cases | |
|---------|------------------|-------|---|
| 1 | job transfer | 253 |  15.2% |
| 2 | found job | 396 |  23.8% |
| 3 | looking for job | 369 |  22.2% |
| 4 | school/training | 23 |  1.4% |
| 5 | other | 622 |  37.4% |
| 98 | missing response | 0 | |
| 99 | not appl. | 0 | |
| Sysmiss | 5122 | | |

Warning: these figures indicate the number of cases found in the data file. They cannot be interpreted as summary statistics of the population of interest.