

Who delivered the child ? (i4)

File: Child

Overview

Type: Discrete Valid cases: 7181 (1483782.4)
Format: numeric Invalid: 7 (1517)
Width: 8 Minimum: 1
Decimals: 0 Maximum: 5
Range: 1-5

Questions and instructions






UNIVERSE

Children in household who are under 5 years.

LITERAL QUESTION

I.4 Who delivered the child ?

CATEGORIES

| Value | Category | Cases | Weighted | |
|---------|----------|-------|----------|---|
| 1 | doctor | 311 | 61019 |  4.1% |
| 2 | nurse | 972 | 203640 |  13.7% |
| 3 | midwife | 2055 | 399283 |  26.9% |
| 4 | t.b.a | 2071 | 447157 |  30.1% |
| 5 | self | 1772 | 372684 |  25.1% |
| Sysmiss | 7 | 1517 | | |

Warning: these figures indicate the number of cases found in the data file. They cannot be interpreted as summary statistics of the population of interest.