

Main source of cooking fuel ? (g5)

File: Household

Overview

Type: Discrete Valid cases: 14505 (3020788.3)
Format: numeric Invalid: 6 (922.3)
Width: 8
Decimals: 0
Range: 1-8

DEFINITION

Household amenities

Questions and instructions









UNIVERSE

All households included in the survey.

LITERAL QUESTION

G.5 What is the main source of cooking fuel?

CATEGORIES

| Value | Category | Cases | Weighted | |
|---------|----------------------|-------|----------|---------------------------------------------------------------------------------------------|
| 1 | Firewood | 9580 | 2088149 |  69.1% |
| 2 | Charcoal | 4134 | 784885 |  26.0% |
| 3 | Kerosine/Oil | 174 | 32410 |  1.1% |
| 4 | Gas | 524 | 98147 |  3.2% |
| 5 | Electricity | 54 | 10180 |  0.3% |
| 6 | Crop residue/Sawdust | 9 | 1656 |  0.1% |
| 7 | Animal waste | 0 | 0 |  0.0% |
| 8 | Other | 30 | 5362 |  0.2% |
| Sysmiss | 6 | 922 | | |

Warning: these figures indicate the number of cases found in the data file. They cannot be interpreted as summary statistics of the population of interest.