

Nearest supply of drinking water ? (g7a)

File: Household

Overview

Type: Discrete Valid cases: 14487 (3016387.8)
Format: numeric Invalid: 24 (5322.8)
Width: 8
Decimals: 0
Range: 1-7

DEFINITION

Household amenities

Questions and instructions








UNIVERSE

All households included in the survey.

LITERAL QUESTION

G.7a How long does it take from here to reach the nearest supply of drinking water ?

CATEGORIES

Value	Category	Cases	Weighted	
1	Near the dwelling	6140	1185690	 39.3%
2	10 Minutes	4162	858521	 28.5%
3	20 Minutes	1966	435079	 14.4%
4	30 Minutes	1202	297491	 9.9%
5	40 Minutes	327	88295	 2.9%
6	50 Minutes	165	34508	 1.1%
7	60 Minutes or more	525	116804	 3.9%
Sysmiss	24	5323		

Warning: these figures indicate the number of cases found in the data file. They cannot be interpreted as summary statistics of the population of interest.