

Nearest Public Transportation? (g7c)

File: Household

Overview

Type: Discrete Valid cases: 14504 (3020680)
Format: numeric Invalid: 7 (1030.7)
Width: 8
Decimals: 0
Range: 1-7

DEFINITION

Household ammenities

Questions and instructions








UNIVERSE

All households included in the survey.

LITERAL QUESTION

G.7c How long does it take from here to reach the nearest public transportation ?

CATEGORIES

Value	Category	Cases	Weighted	
1	Near the dwelling	3646	750431	 24.8%
2	10 Minutes	3293	718166	 23.8%
3	20 Minutes	1664	346987	 11.5%
4	30 Minutes	1222	267916	 8.9%
5	40 Minutes	558	122270	 4.0%
6	50 Minutes	320	59836	 2.0%
7	60 Minutes or more	3801	755075	 25.0%
Sysmiss	7	1031		

Warning: these figures indicate the number of cases found in the data file. They cannot be interpreted as summary statistics of the population of interest.