

What is the highest grade the member completed ? (c3)

File: Individual

Overview

Type: Discrete Valid cases: 38747 (7815875.9)
Format: numeric Invalid: 21928 (4629408.2)
Width: 8 Minimum: 0
Decimals: 0
Range: 0-88

Questions and instructions





















UNIVERSE

All household members who have ever attended school.

LITERAL QUESTION

C.3 What is the highest grade [NAME] completed ?

CATEGORIES

Value	Category	Cases	Weighted	
0	Pre-School	5160	1051198	 13.4%
1	Primary 1 (P1)	2410	506303	 6.5%
2	Primary 2 (P2)	2254	463950	 5.9%
3	Primary 3 (P3)	2333	473066	 6.1%
4	Primary 4 (P4)	2049	429279	 5.5%
5	Primary 5 (P5)	2132	438785	 5.6%
6	Primary 6 (P6)	2665	523586	 6.7%
7	Junior Secondary 1 (JSS1)	1474	290217	 3.7%
8	Junior Secondary 2 (JSS2)	1375	265801	 3.4%
9	Junior Secondary 3 (JSS3)	3429	708691	 9.1%
10	Middle School 1 (M1 Old System)	560	111573	 1.4%
11	Middle School 1 (M2 Old System)	587	130979	 1.7%
12	Middle School 2 (M2 Old System)	548	108458	 1.4%
13	Middle School 3 (M3 Old System)	6778	1346841	 17.2%
14	Senior Secondary 1 (SSS1)	325	60916	 0.8%
15	Senior Secondary 2 (SSS2)	353	68074	 0.9%
16	Senior Secondary 3 (SSS3)	734	139488	 1.8%
17	Secondary 1 (S1 Old System)	55	9885	 0.1%
18	Secondary 2 (S2 Old System)	84	20372	 0.3%
19	Secondary 3 (S3 Old System)	105	19838	 0.3%

20	Secondary 4 (S4 Old System)	36	12752	0.2%
21	Secondary 5 (S5 Old System)	894	178956	<div></div> 2.3%
22	Lower 6 (L6 Old System)	12	2548	<div></div> 0.0%
23	Upper 6 (U6 Old System)	300	53032	<div></div> 0.7%
24	Vocational or Technical or Commercial	1132	220939	<div></div> 2.8%
25	Teacher Training (Post Secondary or Post Primary)	411	78095	<div></div> 1.0%
26	Nursing	68	12088	0.2%
27	Post Secondary	481	89410	<div></div> 1.1%
33	1	317	<div></div> 0.0%	
44	1	191	<div></div> 0.0%	
88	1	249	<div></div> 0.0%	
Sysmiss	21928	4629408		

Warning: these figures indicate the number of cases found in the data file. They cannot be interpreted as summary statistics of the population of interest.

INTERVIEWER INSTRUCTIONS

Indicate last or latest year's level
for members currently in school