

Why part time or not working? (e5)

File: Individual

Overview

Type: Discrete Valid cases: 29835 (6042628.7)
Format: numeric Invalid: 30840 (6402655.5)
Width: 8
Decimals: 0
Range: 1-6

Questions and instructions







UNIVERSE

Household members 5 years and older

LITERAL QUESTION

E.5 If [NAME] was working part time during the past 4 weeks or is not currently working, explain the main reason why.

CATEGORIES

Value	Category	Cases	Weighted	
1	No need or too old	3037	624793	 10.3%
2	No work available	2526	516195	 8.5%
3	Sick	1185	258769	 4.3%
4	Student	18483	3757809	 62.2%
5	Working in home or holding	3162	603167	 10.0%
6	Other	1442	281895	 4.7%
Sysmiss	30840	6402655		

Warning: these figures indicate the number of cases found in the data file. They cannot be interpreted as summary statistics of the population of interest.