

# Industry (e6)

## File: Individual

### Overview

---

Type: Discrete Valid cases: 25006 (5186599.1)  
Format: numeric Invalid: 35669 (7258685.1)  
Width: 8  
Decimals: 0  
Range: 1-9

### Questions and instructions

---




UNIVERSE

Household members 5 years and older

LITERAL QUESTION

E.6 What industry was [NAME] mainly working in during the past 4 weeks ?

#### CATEGORIES

Value	Category	Cases	Weighted	
1	Agriculture, forestry or fishing	13522	2920369	 56.3%
2	Mineral industries	91	16767	0.3%
3	Construction industries	509	99641	1.9%
4	Manufacturing	1185	247972	■ 4.8%
5	Transportation or communications or utilities	446	84982	1.6%
6	Wholesale trade	110	22523	0.4%
7	Retail trade	5337	1040844	 20.1%
8	Financial or insurance or real estate	87	16292	0.3%
9	Service Industries	3719	737208	 14.2%
Sysmiss	35669	7258685		

Warning: these figures indicate the number of cases found in the data file. They cannot be interpreted as summary statistics of the population of interest.