

Socio economic group of head (seg)

File: Individual

Overview

Type: Discrete Valid cases: 60675 (12445284.2)








Format: numeric Invalid: 0 (0)

Width: 8

Decimals: 0

Range: 1-7

CATEGORIES

Value	Category	Cases	Weighted	
1	Public and Semi-Public sector employees	6058	1191670	 9.6%
2	Private Sector Employees (Formal)	2599	507685	 4.1%
3	Private Sector Employees (Informal)	1497	270812	 2.2%
4	Own Account Worker (Agriculture)	31033	6688861	 53.7%
5	Own Account Worker (Non Agriculture)	13398	2570686	 20.7%
6	Unemployed or Non Active	5886	1181083	 9.5%
7	Other or Unknown	204	34487	 0.3%

Warning: these figures indicate the number of cases found in the data file. They cannot be interpreted as summary statistics of the population of interest.

Others

NOTES

Socio economic group of head