

P12c Grade (Grade)

File: Population

Overview











Type: Continuous Valid cases: 102426
Format: numeric Invalid: 87442
Width: 1 Minimum: 0
Decimals: 0 Maximum: 9
Range: 0-9

Questions and instructions

LITERAL QUESTION

HIGHEST EDUCATIONAL GRADE: What is the highest grade (NAME) completed at that level?

CATEGORIES

| Value | Category | Cases | |
|-------|---|-------|---|
| 0 | Grade 0 could not complete 1st yr at that level | 18299 |  17.9% |
| 1 | Grade 1-completed 1 yr at that level | 12598 |  12.3% |
| 2 | Grade 2-completed 2 yrs at that level | 16002 |  15.6% |
| 3 | Grade 3-completed 3 yrs at that level | 28578 |  27.9% |
| 4 | Grade 4-completed 4 yrs at that level | 16755 |  16.4% |
| 5 | Grade 5-complete 5 yrs at that level | 5882 |  5.7% |
| 6 | Grade 6-completed 6 yrs at that level | 3671 |  3.6% |
| 7 | Grade 7-completed 7 yrs at that level | 544 |  0.5% |
| 8 | Grade 8-completed 8 yrs at that level | 81 |  0.1% |
| 9 | Grade 9-completed 9 yrs or more at that level | 16 |  0.0% |

Warning: these figures indicate the number of cases found in the data file. They cannot be interpreted as summary statistics of the population of interest.