

# P16 Employment status (Empstat)

File: Population

## Overview

Type: Continuous Valid cases: 90626  
Format: numeric Invalid: 99242  
Width: 1 Minimum: 1  
Decimals: 0 Maximum: 7  
Range: 1-7

## Questions and instructions








### PRE QUESTION

TYPE OF ACTIVITY - ANSWER ONLY FOR AGES 7 YEARS OR OLDER. THE ANSWER SHOULD REFER TO THE 7 DAYS BEFORE CENSUS NIGHT:

### LITERAL QUESTION

P16 EMPLOYMENT STATUS: What was (NAME's) employment status in that establishment/industry?

### CATEGORIES

Value	Category	Cases	
1	Employee	13562	 15.0%
2	Self employed - no employee	59432	 65.6%
3	Self employed - with employees	4304	 4.7%
4	Unpaid family worker	8146	 9.0%
5	Apprentice	3242	 3.6%
6	Domestic employe	978	 1.1%
7	Other	962	 1.1%

Warning: these figures indicate the number of cases found in the data file. They cannot be interpreted as summary statistics of the population of interest.