

H07b Number of sleeping rooms (Sleeping)

File: Housing

Overview










Type: Continuous Valid cases: 37027
Format: numeric Invalid: 1839
Width: 1 Minimum: 1
Decimals: 0 Maximum: 9

Questions and instructions

LITERAL QUESTION

H07b SLEEPING ROOMS: How many of the rooms in HO7a are designed primarily for sleeping?

CATEGORIES

| Value | Category | Cases | |
|-------|--------------------|-------|---|
| 1 | One room | 18515 |  50.0% |
| 2 | Two rooms | 7904 |  21.3% |
| 3 | Three rooms | 4182 |  11.3% |
| 4 | Four rooms | 2390 |  6.5% |
| 5 | Five rooms | 1411 |  3.8% |
| 6 | Six rooms | 894 |  2.4% |
| 7 | Seven rooms | 509 |  1.4% |
| 8 | Eight rooms | 368 |  1.0% |
| 9 | Nine or more rooms | 854 |  2.3% |

Warning: these figures indicate the number of cases found in the data file. They cannot be interpreted as summary statistics of the population of interest.