




























09D5Q59A: CROP CODE (crcdae)

File: Y09D5-farm inputs-agric agent

Overview

Type: Continuous Valid cases: 195
 Format: numeric Invalid: 0
 Width: 8 Minimum: 1
 Decimals: 0 Maximum: 31
 Range: 1-32

CATEGORIES

Value	Category	Cases	
1	Cocoa	53	 27.2%
2	Coffee	1	 0.5%
3	Rubber	0	 0.0%
4	Coconut palm	0	 0.0%
5	Oil palm	7	 3.6%
6	Plantains	2	 1.0%
7	Bananas	0	 0.0%
8	Oranges	0	 0.0%
9	Other fruit trees	0	 0.0%
10	Wood (Timber)	0	 0.0%
11	Cola nut	0	 0.0%
12	Kenef	0	 0.0%
13	Cotton	14	 7.2%
14	Ground nut/peanut	1	 0.5%
15	Tobacco	0	 0.0%
16	Pineapple	0	 0.0%
17	Sugar cane	0	 0.0%
18	Cassava	12	 6.2%
19	Yam	3	 1.5%
20	Cocoyam	2	 1.0%
21	Sweet potato/Potato	0	 0.0%
22	Maize	49	 25.1%
23	Rice	3	 1.5%
24	Sorghum/Millet/Guinea corn	2	 1.0%
25	Tomato	16	 8.2%
26	Okro	2	 1.0%
27	Garden egg/plant	2	 1.0%

28	Beans and peas	8	4.1%
29	Pepper	15	7.7%
30	Leafy vegetables	2	1.0%
31	Other vegetables	1	0.5%
32	Other crops	0	0.0%

Warning: these figures indicate the number of cases found in the data file. They cannot be interpreted as summary statistics of the population of interest.