











REGION (region)

File: Y09E-sale of products

Overview

Type: Continuous Valid cases: 408 (419.3)
Format: numeric Invalid: 0 (0)
Width: 8 Minimum: 1
Decimals: 0 Maximum: 9
Range: 1-10

CATEGORIES

Value	Category	Cases	Weighted	
1	Western	69	70	 16.6%
2	Central	28	29	 6.9%
3	Greater Accra	38	40	 9.6%
4	Eastern	93	96	 22.8%
5	Volta	78	82	 19.5%
6	Ashanti	45	46	 11.0%
7	Brong Ahafo	49	48	 11.5%
8	Northern	3	3	 0.7%
9	Upper West	5	6	 1.4%
10	Upper East	0	0	 0.0%

Warning: these figures indicate the number of cases found in the data file. They cannot be interpreted as summary statistics of the population of interest.