

# REGION (region)











File: Y09G-animal products

## Overview

---

Type: Continuous Valid cases: 149 (152)  
Format: numeric Invalid: 0 (0)  
Width: 8 Minimum: 1  
Decimals: 0 Maximum: 10  
Range: 1-10

### CATEGORIES

| Value | Category      | Cases | Weighted |   |
|-------|---------------|-------|----------|---|
| 1     | Western       | 20    | 20       |  13.3%   |
| 2     | Central       | 17    | 18       |  12.0%   |
| 3     | Greater Accra | 7     | 7        |  4.7%    |
| 4     | Eastern       | 15    | 15       |  10.1%   |
| 5     | Volta         | 6     | 7        |  4.3%    |
| 6     | Ashanti       | 37    | 38       |  24.8%  |
| 7     | Brong Ahafo   | 38    | 38       |  25.0% |
| 8     | Northern      | 0     | 0        |  0.0%  |
| 9     | Upper West    | 1     | 1        |  0.7%  |
| 10    | Upper East    | 8     | 8        |  5.0%  |

Warning: these figures indicate the number of cases found in the data file. They cannot be interpreted as summary statistics of the population of interest.