










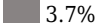
REGION (region)

File: Y09I-livestock expenditure

Overview

Type: Continuous Valid cases: 1005 (1035)
Format: numeric Invalid: 0 (0)
Width: 8 Minimum: 1
Decimals: 0 Maximum: 10
Range: 1-10

CATEGORIES

Value	Category	Cases	Weighted	
1	Western	128	129	 12.4%
2	Central	125	127	 12.3%
3	Greater Accra	119	122	 11.8%
4	Eastern	214	219	 21.1%
5	Volta	106	111	 10.7%
6	Ashanti	97	103	 9.9%
7	Brong Ahafo	107	110	 10.6%
8	Northern	44	48	 4.7%
9	Upper West	25	28	 2.7%
10	Upper East	40	39	 3.7%

Warning: these figures indicate the number of cases found in the data file. They cannot be interpreted as summary statistics of the population of interest.