













## 10BQ1B: CODE OF BUSINESS EXPEND (bexpcd)

File: Y10B-nonfarm expenditure

## Overview

Type: Continuous    Valid cases: 6617  
Format: numeric    Invalid: 0  
Width: 8            Minimum: 1  
Decimals: 0        Maximum: 12  
Range: 1-12

### CATEGORIES

Value	Category	Cases	
1	Wages or other remuneration	258	 3.9%
2	Raw materials	1100	 16.6%
3	Articles for resale	1055	 15.9%
4	Rental of equipment, buildings, land, vehicles, machinery	246	 3.7%
5	Maintenance and repairs	290	 4.4%
6	Transport	1129	 17.1%
7	Fuel and oil	520	 7.9%
8	Electricity	52	 0.8%
9	Water	130	 2.0%
10	Daily taxes	904	 13.7%
11	Annual taxes or licenses	436	 6.6%
12	Other expenses (Specify.....)	497	 7.5%

Warning: these figures indicate the number of cases found in the data file. They cannot be interpreted as summary statistics of the population of interest.