

# 10CQ8: SALES COMPARED TO PREV 2 WEEKS? (bsalmor)




File: Y10C-nonfarm revenue

## Overview

---

Type: Continuous Valid cases: 1730  
Format: numeric Invalid: 869  
Width: 8 Minimum: 1  
Decimals: 0 Maximum: 3  
Range: 1-3

### CATEGORIES

| Value | Category       | Cases |  |
|-------|----------------|-------|--|
| 1     | More since     | 301   |  17.4% |
| 2     | Fewer since    | 882   |  51.0% |
| 3     | About the same | 547   |  31.6% |

Warning: these figures indicate the number of cases found in the data file. They cannot be interpreted as summary statistics of the population of interest.