







10CQ14B: TIME UNIT OF NET INCOME (bnetu)

File: Y10C-nonfarm revenue

Overview

Type: Continuous Valid cases: 1292
Format: numeric Invalid: 1307
Width: 8 Minimum: 3
Decimals: 0 Maximum: 8
Range: 3-8

CATEGORIES

Value	Category	Cases	
3	Day	317	 24.5%
4	Week	516	 39.9%
5	Month	411	 31.8%
6	Quarter	14	 1.1%
7	Half year	6	 0.5%
8	Year	28	 2.2%

Warning: these figures indicate the number of cases found in the data file. They cannot be interpreted as summary statistics of the population of interest.