

# REGION (region)











File: Y11B-annual expenses

## Overview

---

Type: Continuous Valid cases: 43026 (43903.1)  
Format: numeric Invalid: 5 (0)  
Width: 8 Minimum: 1  
Decimals: 0 Maximum: 10  
Range: 1-10

### CATEGORIES

Value	Category	Cases	Weighted	
1	Western	5094	5182	 11.8%
2	Central	5169	5311	 12.1%
3	Greater Accra	5357	5293	 12.1%
4	Eastern	5947	6082	 13.9%
5	Volta	5424	5627	 12.8%
6	Ashanti	7297	7484	 17.0%
7	Brong Ahafo	4958	5056	 11.5%
8	Northern	1441	1526	 3.5%
9	Upper West	504	563	 1.3%
10	Upper East	1835	1781	 4.1%

Warning: these figures indicate the number of cases found in the data file. They cannot be interpreted as summary statistics of the population of interest.