











REGION (region)

File: Y11C-durable goods

Overview

Type: Continuous Valid cases: 3867 (3926.9)
Format: numeric Invalid: 0 (0)
Width: 8 Minimum: 1
Decimals: 0 Maximum: 10
Range: 1-10

CATEGORIES

| Value | Category | Cases | Weighted | |
|-------|---------------|-------|----------|---|
| 1 | Western | 424 | 429 |  10.9% |
| 2 | Central | 375 | 390 |  9.9% |
| 3 | Greater Accra | 1012 | 994 |  25.3% |
| 4 | Eastern | 409 | 419 |  10.7% |
| 5 | Volta | 358 | 370 |  9.4% |
| 6 | Ashanti | 538 | 543 |  13.8% |
| 7 | Brong Ahafo | 406 | 427 |  10.9% |
| 8 | Northern | 138 | 145 |  3.7% |
| 9 | Upper West | 62 | 69 |  1.8% |
| 10 | Upper East | 145 | 142 |  3.6% |

Warning: these figures indicate the number of cases found in the data file. They cannot be interpreted as summary statistics of the population of interest.