


















# 11DQ5: REGION OF RESIDENCE (regper)

File: Y11D-remittances

## Overview

Type: Continuous Valid cases: 2884 (2941.7)  
Format: numeric Invalid: 0 (0)  
Width: 8 Minimum: 1  
Decimals: 0 Maximum: 17  
Range: 1-17

### CATEGORIES

Value	Category	Cases	Weighted	
1	Western	289	292	 9.9%
2	Central	371	377	 12.8%
3	Greater Accra	339	346	 11.7%
4	Eastern	336	341	 11.6%
5	Volta	295	299	 10.2%
6	Ashanti	597	613	 20.8%
7	Brong Ahafo	433	443	 15.1%
8	Northern	73	76	 2.6%
9	Upper West	30	31	 1.1%
10	Upper East	59	58	 2.0%
11	Nigeria	4	4	 0.1%
12	Ivory Coast	8	8	 0.3%
13	Togo	33	35	 1.2%
14	Burkina Faso	6	6	 0.2%
15	Mali	1	1	 0.0%
16	Other Africa (Specify....)	5	5	 0.2%
17	Other (Specify.....)	5	5	 0.2%

Warning: these figures indicate the number of cases found in the data file. They cannot be interpreted as summary statistics of the population of interest.