

# REGION (region)






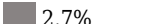

## File: Y13A1A-fertility history A

### Overview

---

Type: Continuous Valid cases: 2271 (2324.7)  
Format: numeric Invalid: 0 (0)  
Width: 8 Minimum: 1  
Decimals: 0 Maximum: 10  
Range: 1-10

#### CATEGORIES

Value	Category	Cases	Weighted	
1	Western	267	273	 11.8%
2	Central	262	269	 11.6%
3	Greater Accra	252	248	 10.7%
4	Eastern	300	308	 13.2%
5	Volta	279	291	 12.5%
6	Ashanti	385	394	 17.0%
7	Brong Ahafo	232	236	 10.2%
8	Northern	107	114	 4.9%
9	Upper West	56	63	 2.7%
10	Upper East	131	128	 5.5%

Warning: these figures indicate the number of cases found in the data file. They cannot be interpreted as summary statistics of the population of interest.