













15BQ7A: MONTH LOAN TAKEN (moloan)

File: Y15B-loans contracted

Overview

Type: Continuous Valid cases: 2170
Format: numeric Invalid: 2
Width: 8 Minimum: 1
Decimals: 0 Maximum: 12
Range: 1-12

CATEGORIES

| Value | Category | Cases | |
|-------|-----------|-------|---|
| 1 | January | 219 |  10.1% |
| 2 | February | 222 |  10.2% |
| 3 | March | 213 |  9.8% |
| 4 | April | 237 |  10.9% |
| 5 | May | 175 |  8.1% |
| 6 | June | 187 |  8.6% |
| 7 | July | 163 |  7.5% |
| 8 | August | 162 |  7.5% |
| 9 | September | 118 |  5.4% |
| 10 | October | 145 |  6.7% |
| 11 | November | 130 |  6.0% |
| 12 | December | 199 |  9.2% |

Warning: these figures indicate the number of cases found in the data file. They cannot be interpreted as summary statistics of the population of interest.