

# 16AQ2: MONTH OF INTERVIEW (intma)













File: Y16A-anthropometrics 1

## Overview

---

Type: Continuous Valid cases: 12826  
Format: numeric Invalid: 1670  
Width: 8 Minimum: 1  
Decimals: 0 Maximum: 12  
Range: 1-12

### CATEGORIES

Value	Category	Cases	
1	January	1276	 9.9%
2	February	1312	 10.2%
3	March	1206	 9.4%
4	April	1215	 9.5%
5	May	1272	 9.9%
6	June	37	 0.3%
7	July	1191	 9.3%
8	August	1294	 10.1%
9	September	3	 0.0%
10	October	1467	 11.4%
11	November	1588	 12.4%
12	December	965	 7.5%

Warning: these figures indicate the number of cases found in the data file. They cannot be interpreted as summary statistics of the population of interest.