













MONTH OF INTERVIEW (moi)

File: COMM-community

Overview

Type: Continuous Valid cases: 86
Format: numeric Invalid: 0
Width: 8 Minimum: 1
Decimals: 0 Maximum: 12
Range: 1-12

CATEGORIES

Value	Category	Cases	
1	January	5	 5.8%
2	February	11	 12.8%
3	March	8	 9.3%
4	April	5	 5.8%
5	May	6	 7.0%
6	June	1	 1.2%
7	July	9	 10.5%
8	August	7	 8.1%
9	September	7	 8.1%
10	October	9	 10.5%
11	November	8	 9.3%
12	December	10	 11.6%

Warning: these figures indicate the number of cases found in the data file. They cannot be interpreted as summary statistics of the population of interest.