

























S2Q28A: TYPE OF SEASONAL WORK 1 (wrk1out)

File: COMM-community

Overview

Type: Continuous Valid cases: 65
Format: numeric Invalid: 21
Width: 8 Minimum: 1
Decimals: 0 Maximum: 23
Range: 1-30

CATEGORIES

Value	Category	Cases	
1	Agriculture	32	 49.2%
2	Blacksmith	0	 0.0%
3	Carpenters	2	 3.1%
4	Government\Clerical Work	5	 7.7%
5	Distilling	1	 1.5%
6	Factory Work	2	 3.1%
7	Animal Husbandry	0	 0.0%
8	Fishermen\Hunters	2	 3.1%
9	Food Processing	0	 0.0%
10	Forestry Workers	1	 1.5%
11	General Formen	0	 0.0%
12	General Labourers	17	 26.2%
13	Miners	1	 1.5%
14	Artisans\Painters	0	 0.0%
15	Shoemakers	0	 0.0%
16	Tailors	0	 0.0%
17	Trading	1	 1.5%
18	Drivers\Transportation	0	 0.0%
19	Teachers	0	 0.0%
20	Poultry Raising	0	 0.0%
21	Masonry	0	 0.0%
22	Weaving	0	 0.0%
23	Copra Work	1	 1.5%
30	Other	0	 0.0%

Warning: these figures indicate the number of cases found in the data file. They cannot be interpreted as summary statistics of the population of interest.