

























S2Q28B: TYPE OF SEASONAL WORK 2 (wrk2out)

File: COMM-community

Overview

Type: Continuous Valid cases: 33
Format: numeric Invalid: 53
Width: 8 Minimum: 1
Decimals: 0 Maximum: 30
Range: 1-30

CATEGORIES

Value	Category	Cases	
1	Agriculture	7	 21.2%
2	Blacksmith	0	 0.0%
3	Carpenters	1	 3.0%
4	Government\Clerical Work	3	 9.1%
5	Distilling	0	 0.0%
6	Factory Work	0	 0.0%
7	Animal Husbandry	0	 0.0%
8	Fishermen\Hunters	2	 6.1%
9	Food Processing	1	 3.0%
10	Forestry Workers	0	 0.0%
11	General Formen	0	 0.0%
12	General Labourers	9	 27.3%
13	Miners	2	 6.1%
14	Artisans\Painters	0	 0.0%
15	Shoemakers	0	 0.0%
16	Tailors	1	 3.0%
17	Trading	2	 6.1%
18	Drivers\Transportation	0	 0.0%
19	Teachers	0	 0.0%
20	Poultry Raising	0	 0.0%
21	Masonary	0	 0.0%
22	Weaving	0	 0.0%
23	Copra Work	0	 0.0%
30	Other	5	 15.2%

Warning: these figures indicate the number of cases found in the data file. They cannot be interpreted as summary statistics of the population of interest.