

























## S2Q33A: TYPE OF SEASONAL WORK 1 (wrk1in)

File: COMM-community

### Overview

Type: Continuous Valid cases: 48  
 Format: numeric Invalid: 38  
 Width: 8 Minimum: 1  
 Decimals: 0 Maximum: 12  
 Range: 1-30

#### CATEGORIES

Value	Category	Cases	
1	Agriculture	25	 52.1%
2	Blacksmith	0	 0.0%
3	Carpenters	1	 2.1%
4	Government\Clerical Work	0	 0.0%
5	Distilling	1	 2.1%
6	Factory Work	0	 0.0%
7	Animal Husbandry	0	 0.0%
8	Fishermen\Hunters	1	 2.1%
9	Food Processing	0	 0.0%
10	Forestry Workers	0	 0.0%
11	General Formen	0	 0.0%
12	General Labourers	20	 41.7%
13	Miners	0	 0.0%
14	Artisans\Painters	0	 0.0%
15	Shoemakers	0	 0.0%
16	Tailors	0	 0.0%
17	Trading	0	 0.0%
18	Drivers\Transportation	0	 0.0%
19	Teachers	0	 0.0%
20	Poultry Raising	0	 0.0%
21	Masonry	0	 0.0%
22	Weaving	0	 0.0%
23	Copra Work	0	 0.0%
30	Other	0	 0.0%

Warning: these figures indicate the number of cases found in the data file. They cannot be interpreted as summary statistics of the population of interest.