













S4Q12A: MAJOR PROBLEM WITH HEALTH SERVICE 1 (hlserp1)

File: COMM-community

Overview

Type: Continuous Valid cases: 75
Format: numeric Invalid: 11
Width: 8 Minimum: 0
Decimals: 0 Maximum: 99
Range: 0-99

CATEGORIES

Value	Category	Cases	
0	No Problem	10	 13.5%
1	Distance	8	 10.8%
2	Health\Drugs Expensive	5	 6.8%
3	No Accomodations	6	 8.1%
4	No Clinic	14	 18.9%
5	No Drugs	12	 16.2%
6	No Health Workers	6	 8.1%
7	Inadequate Treatment\Services	3	 4.1%
8	Lack of Equipment\Transport	8	 10.8%
9	Lack of Water	2	 2.7%
10	No funds	0	 0.0%
20	Other	0	 0.0%

Warning: these figures indicate the number of cases found in the data file. They cannot be interpreted as summary statistics of the population of interest.