

# S5Q3AD: MONTH HARVESTED - 2 - CROP 1 (cr1hr2)

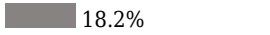











File: COMM-community

## Overview

---

Type: Continuous Valid cases: 33  
Format: numeric Invalid: 53  
Width: 8 Minimum: 1  
Decimals: 0 Maximum: 12  
Range: 1-12

### CATEGORIES

Value	Category	Cases	
1	January	6	 18.2%
2	February	2	 6.1%
3	March	2	 6.1%
4	April	0	 0.0%
5	May	1	 3.0%
6	June	0	 0.0%
7	July	0	 0.0%
8	August	1	 3.0%
9	September	3	 9.1%
10	October	1	 3.0%
11	November	0	 0.0%
12	December	17	 51.5%

Warning: these figures indicate the number of cases found in the data file. They cannot be interpreted as summary statistics of the population of interest.