







S5Q4B: HOW HARVESTED CROP IS SOLD? - CROP 2 (sold2)

File: COMM-community

Overview

Type: Continuous Valid cases: 82
Format: numeric Invalid: 4
Width: 8 Minimum: 1
Decimals: 0 Maximum: 6
Range: 1-6

CATEGORIES

Value	Category	Cases	
1	At the local market	14	 17.1%
2	At market of another place	34	 41.5%
3	To private transporters	24	 29.3%
4	To public agencies	2	 2.4%
5	To a cooperative	0	 0.0%
6	Other	8	 9.8%

Warning: these figures indicate the number of cases found in the data file. They cannot be interpreted as summary statistics of the population of interest.