

# S5Q3DB: MONTH HARVESTED - 1 - CROP 4 (cr4hr1)













File: COMM-community

## Overview

---

Type: Continuous Valid cases: 73  
Format: numeric Invalid: 13  
Width: 8 Minimum: 1  
Decimals: 0 Maximum: 12  
Range: 1-12

### CATEGORIES

Value	Category	Cases	
1	January	3	 4.1%
2	February	6	 8.2%
3	March	4	 5.5%
4	April	4	 5.5%
5	May	4	 5.5%
6	June	4	 5.5%
7	July	11	 15.1%
8	August	10	 13.7%
9	September	6	 8.2%
10	October	11	 15.1%
11	November	6	 8.2%
12	December	4	 5.5%

Warning: these figures indicate the number of cases found in the data file. They cannot be interpreted as summary statistics of the population of interest.