







# S5Q4D: HOW HARVESTED CROP IS SOLD? - CROP 4 (sold4)

File: COMM-community

## Overview

Type: Continuous Valid cases: 72  
Format: numeric Invalid: 14  
Width: 8 Minimum: 1  
Decimals: 0 Maximum: 6  
Range: 1-6

### CATEGORIES

Value	Category	Cases	
1	At the local market	16	 22.2%
2	At market of another place	34	 47.2%
3	To private transporters	17	 23.6%
4	To public agencies	1	 1.4%
5	To a cooperative	0	 0.0%
6	Other	4	 5.6%

Warning: these figures indicate the number of cases found in the data file. They cannot be interpreted as summary statistics of the population of interest.