







S5Q4F: HOW HARVESTED CROP IS SOLD? - CROP 6 (sold6)

File: COMM-community

Overview

Type: Continuous Valid cases: 54
Format: numeric Invalid: 32
Width: 8 Minimum: 1
Decimals: 0 Maximum: 6
Range: 1-6

CATEGORIES

Value	Category	Cases	
1	At the local market	14	 25.9%
2	At market of another place	20	 37.0%
3	To private transporters	13	 24.1%
4	To public agencies	3	 5.6%
5	To a cooperative	0	 0.0%
6	Other	4	 7.4%

Warning: these figures indicate the number of cases found in the data file. They cannot be interpreted as summary statistics of the population of interest.