

# S5Q4G: HOW HARVESTED CROP IS SOLD? - CROP 7 (sold7)







File: COMM-community

## Overview

---

Type: Continuous Valid cases: 41  
Format: numeric Invalid: 45  
Width: 8 Minimum: 1  
Decimals: 0 Maximum: 6  
Range: 1-6

### CATEGORIES

Value	Category	Cases	
1	At the local market	9	 22.0%
2	At market of another place	19	 46.3%
3	To private transporters	10	 24.4%
4	To public agencies	0	 0.0%
5	To a cooperative	0	 0.0%
6	Other	3	 7.3%

Warning: these figures indicate the number of cases found in the data file. They cannot be interpreted as summary statistics of the population of interest.