

# S5Q3ID: MONTH HARVESTED - 2 - CROP 9 (cr9hr2)













File: COMM-community

## Overview

---

Type: Continuous Valid cases: 7  
Format: numeric Invalid: 79  
Width: 8 Minimum: 1  
Decimals: 0 Maximum: 12  
Range: 1-12

### CATEGORIES

Value	Category	Cases	
1	January	1	 14.3%
2	February	0	 0.0%
3	March	1	 14.3%
4	April	0	 0.0%
5	May	0	 0.0%
6	June	0	 0.0%
7	July	0	 0.0%
8	August	0	 0.0%
9	September	0	 0.0%
10	October	0	 0.0%
11	November	1	 14.3%
12	December	4	 57.1%

Warning: these figures indicate the number of cases found in the data file. They cannot be interpreted as summary statistics of the population of interest.