

# S5Q21: PROPORTION OF SHARECROPPERS (propshcr)





File: COMM-community

## Overview

---

Type: Continuous Valid cases: 43  
Format: numeric Invalid: 43  
Width: 8 Minimum: 1  
Decimals: 0 Maximum: 4  
Range: 1-4

### CATEGORIES

Value	Category	Cases	
1	More farmers	8	 18.6%
2	Half	6	 14.0%
3	Less than half	14	 32.6%
4	Only a few people	15	 34.9%

Warning: these figures indicate the number of cases found in the data file. They cannot be interpreted as summary statistics of the population of interest.