

02bq36: most freqly used fuel (fuel)

File: Y02B-housing expenses

## Overview

Type: Continuous   Valid cases: 3193  
Format: numeric   Invalid: 0  
Width: 8   Minimum: 1  
Decimals: 0   Maximum: 6  
Range: 1-6

## Questions and instructions





### LITERAL QUESTION

Q36. What kind of fuel is most often used by your household?

### POST QUESTION

If response is 2:6 skip to Section 3.

### CATEGORIES

Value	Category	Cases	
1	Wood	2293	 71.8%
2	Charcoal	677	 21.2%
3	Gas	24	0.8%
4	Electricity	27	0.8%
5	Kerosene	89	 2.8%
6	Other	83	 2.6%

Warning: these figures indicate the number of cases found in the data file. They cannot be interpreted as summary statistics of the population of interest.