

# Region (region)

## File: Y02B-housing expenses

### Overview







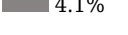
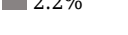

---

Type: Continuous Valid cases: 3193 (3268.7)  
Format: numeric Invalid: 0 (0)  
Width: 8 Minimum: 1  
Decimals: 0 Maximum: 10  
Range: 1-10

#### DEFINITION

Region.

#### CATEGORIES

Value	Category	Cases	Weighted	
1	Western	368	376	 11.5%
2	Central	399	409	 12.5%
3	Greater Accra	349	345	 10.6%
4	Eastern	446	459	 14.0%
5	Volta	384	401	 12.3%
6	Ashanti	576	592	 18.1%
7	Brong Ahafo	304	309	 9.5%
8	Northern	127	135	 4.1%
9	Upper West	64	72	 2.2%
10	Upper East	176	172	 5.3%

Warning: these figures indicate the number of cases found in the data file. They cannot be interpreted as summary statistics of the population of interest.